

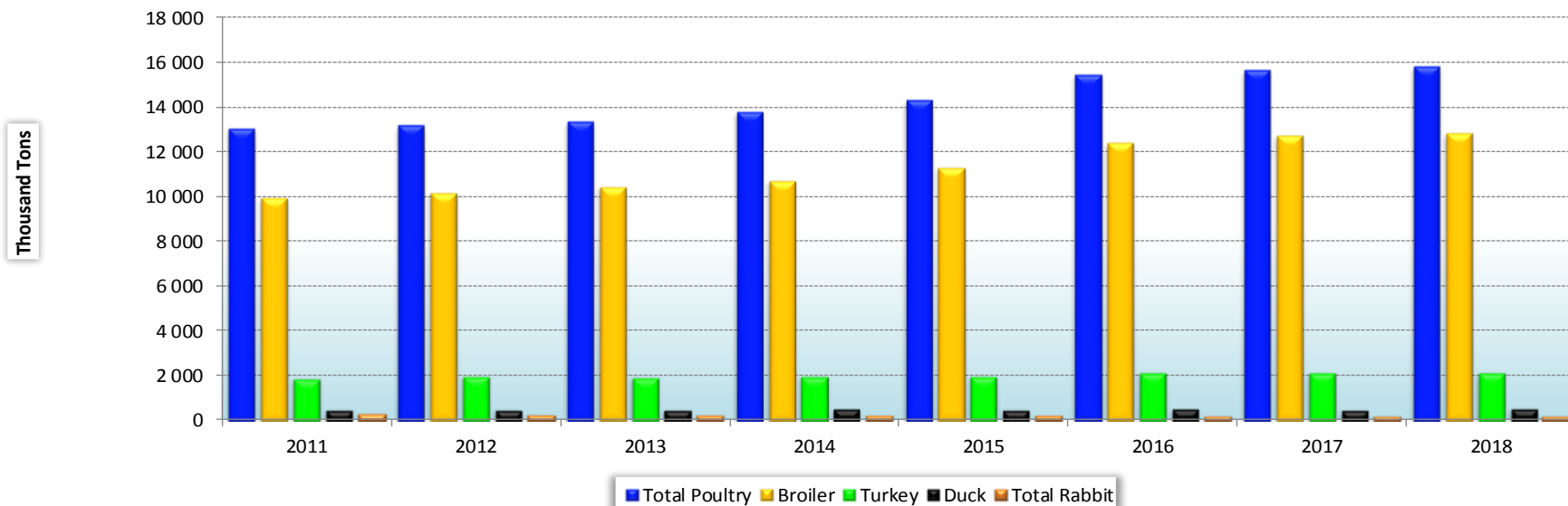
# **EU Market Situation for Poultry**

**Committee for the  
Common  
Organisation of the  
Agricultural Markets  
21 June 2018**



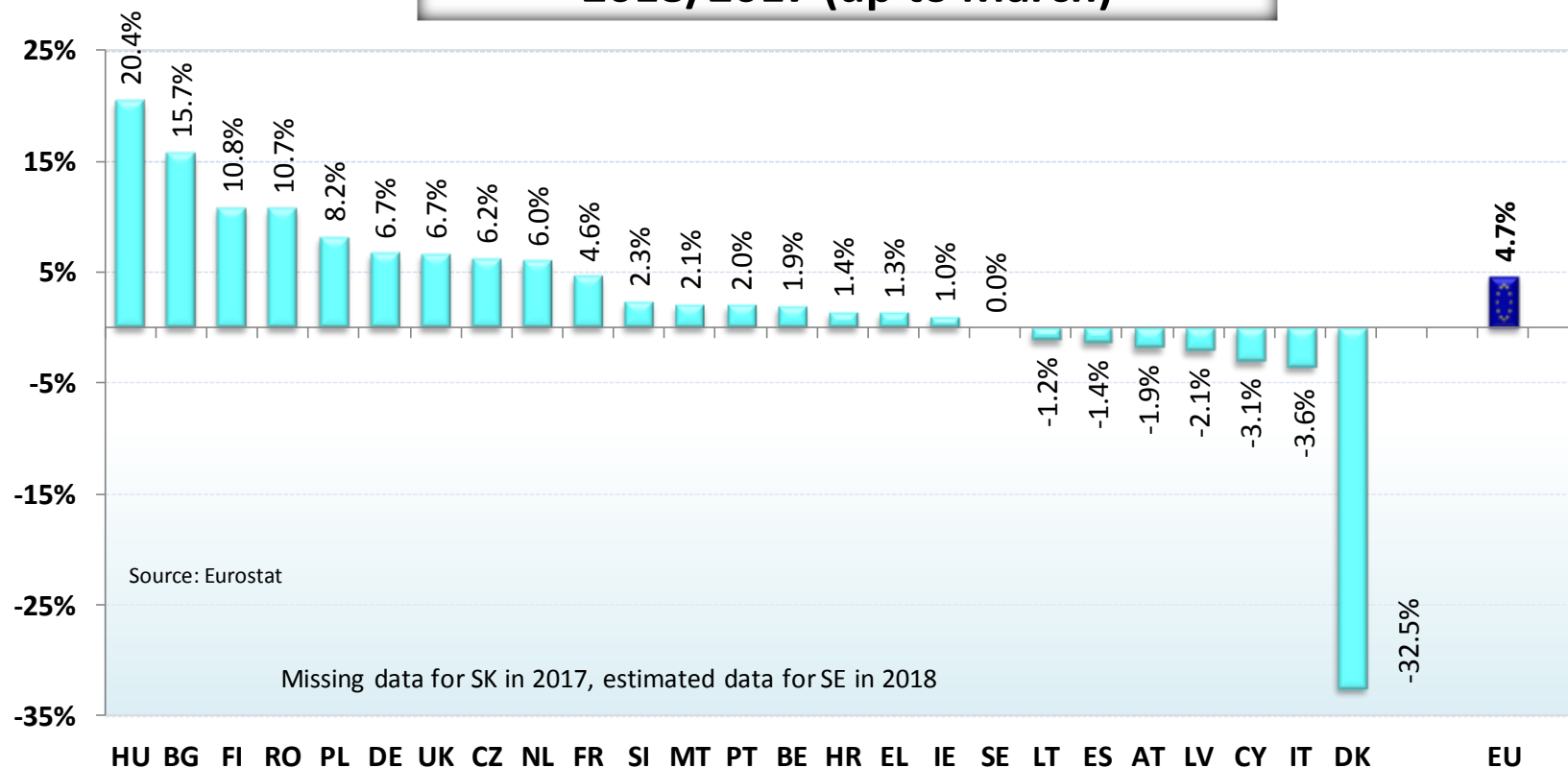
## Experts EU production forecast on Poultry and Rabbit

(Missing or incomplete data (BE-EL-HR-CY) - No expert (BG-EE-LV-MT-SK))

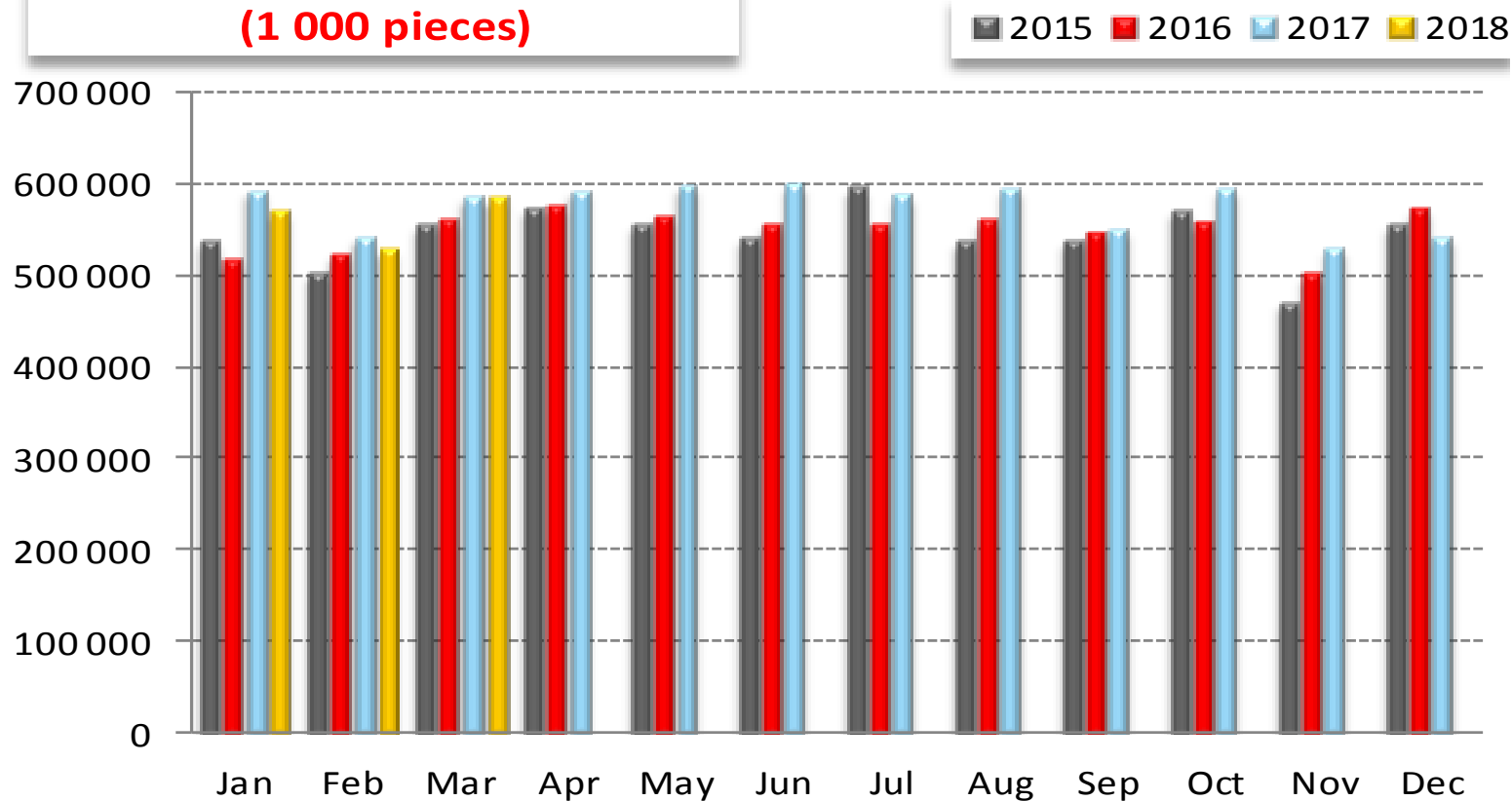


	2010	2011	2012	2013	2014	2015	2016	2017	2018	% 2017/2016	% 2018/2017
<b>Total Poultry</b>	12 945	13 035	13 220	13 367	13 797	14 325	15 458	15 647	15 829	+ 1.2%	+ 1.2%
Broiler	9 876	9 932	10 173	10 445	10 729	11 295	12 403	12 726	12 813	+ 2.6%	+ 0.7%
Turkey	1 976	1 878	1 967	1 935	1 964	1 967	2 154	2 121	2 129	- 1.5%	+ 0.4%
Duck	481	500	500	485	512	503	507	477	555	- 6.0%	+ 16.4%
<b>Total Rabbit</b>	329	328	281	260	246	243	228	220	211	- 3.4%	- 4.4%

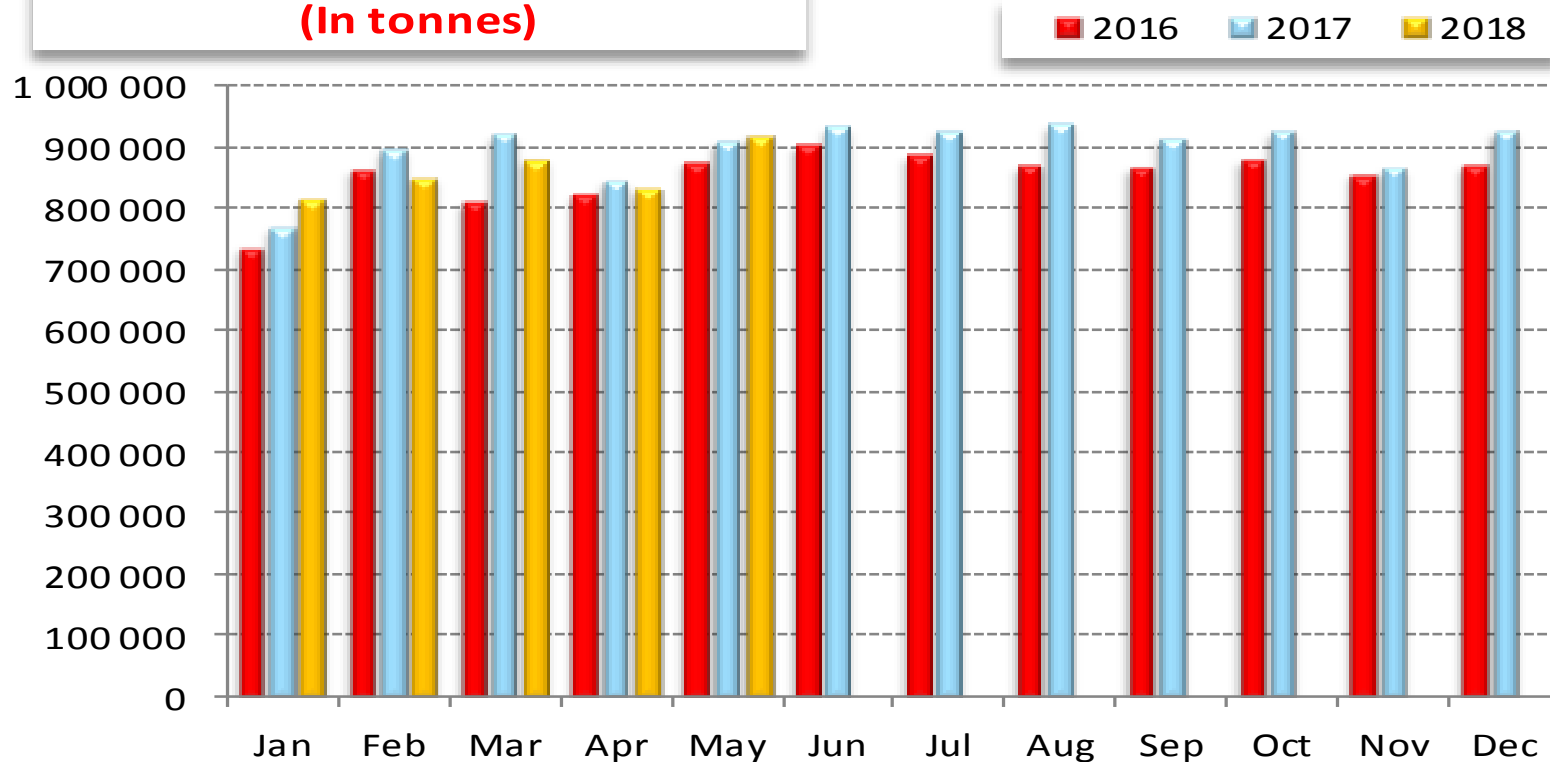
## Change in Poultry Meat Production in % 2018/2017 (up to March)



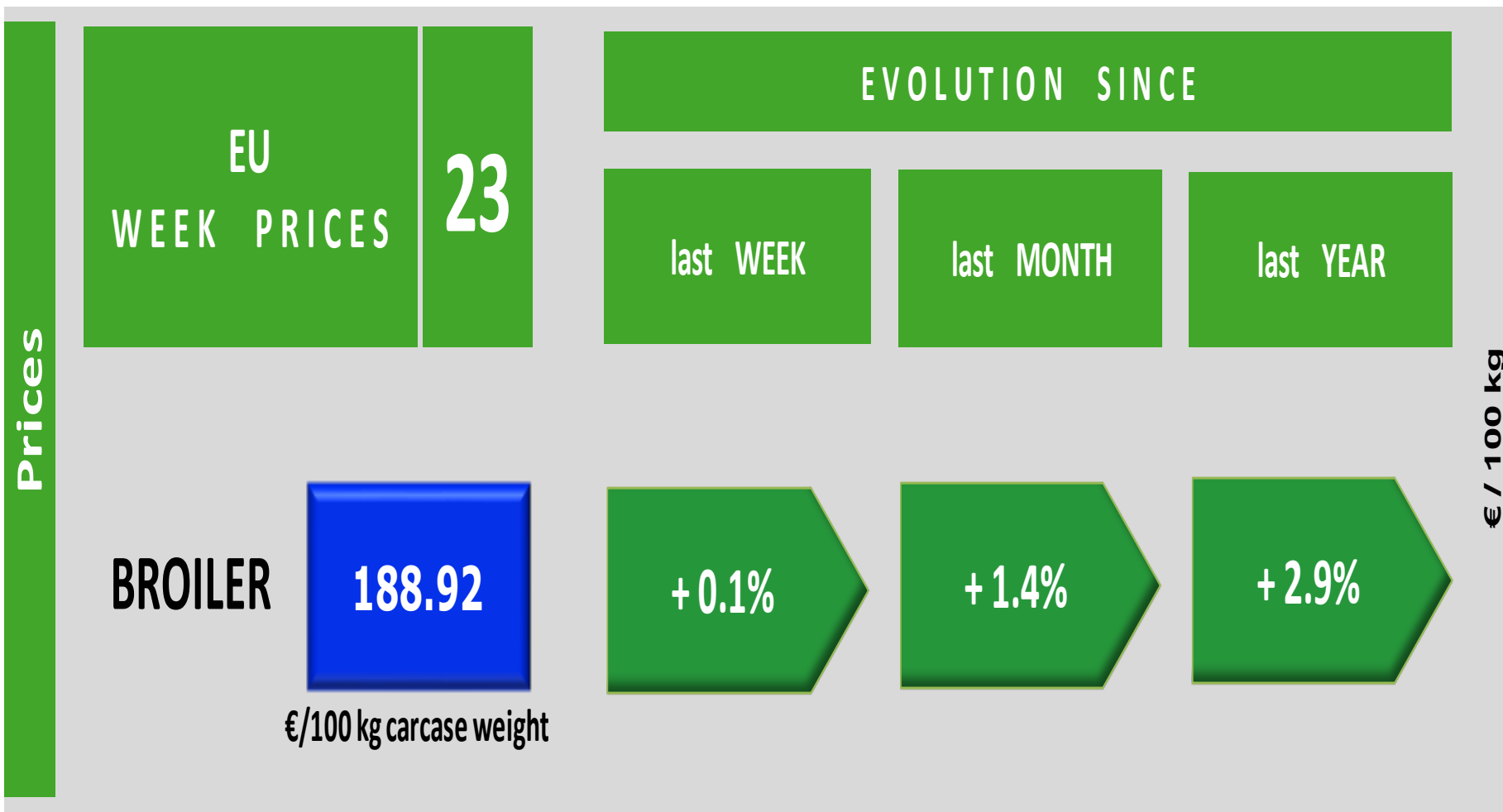
## Chicks hatched for fattening (1 000 pieces)



## Production forecast of broiler (In tonnes)

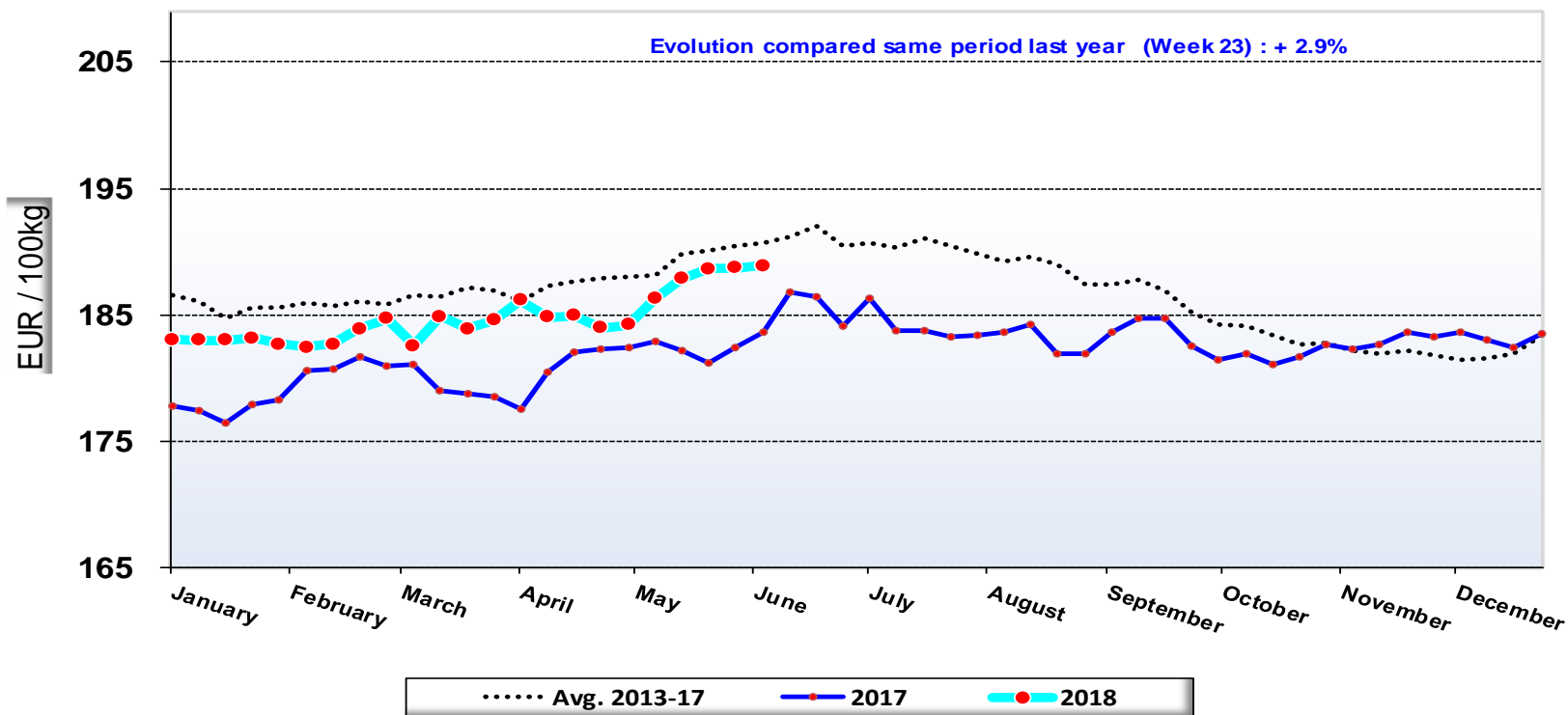


# PRICES



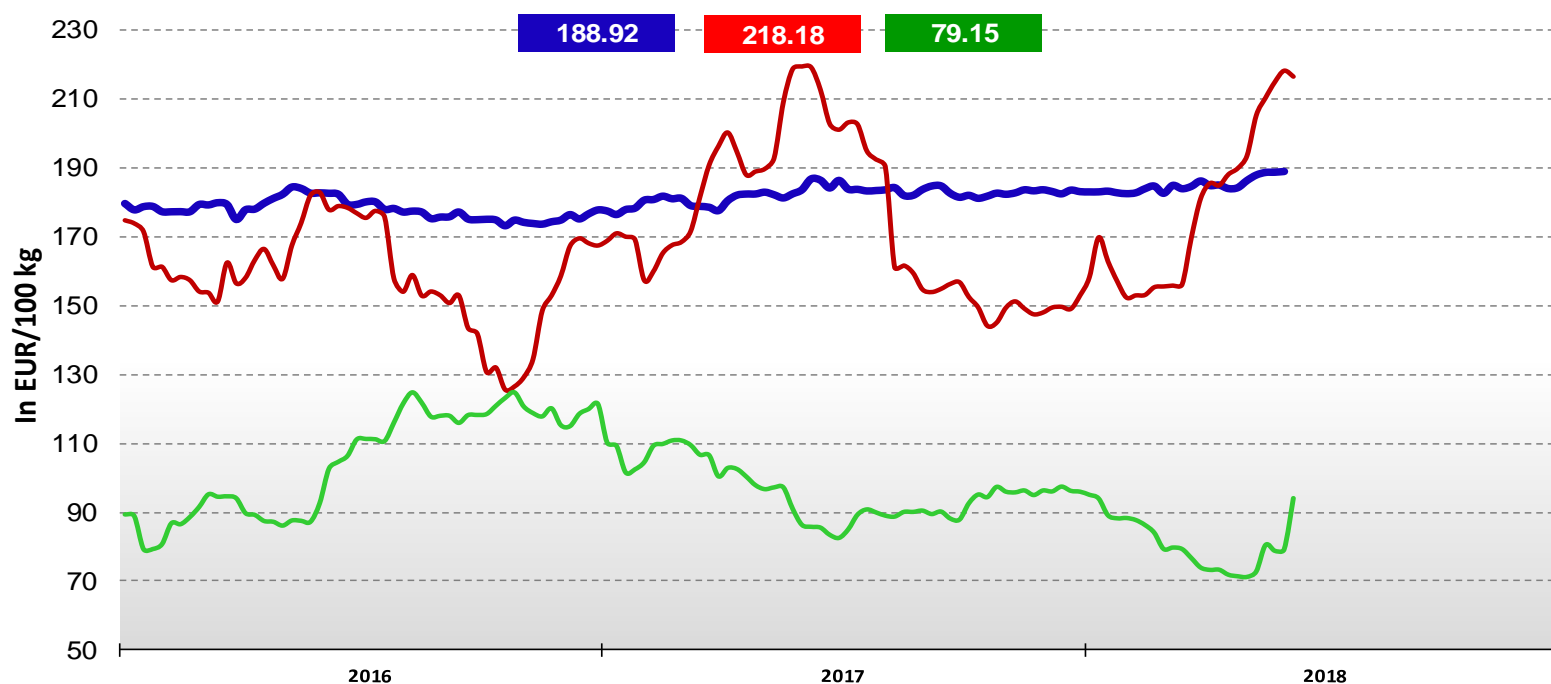
## Evolution of the weekly EU average price for **Broiler**

Latest price ==> 188.92 EUR/100 kg



Source: MSs notifications (Commission Implementing Regulation (EC) 2017/1185)

## Broiler prices in EU, USA and Brazil



Sources : EU = weighted average of MS prices - Broiler 65%  
 US = weekly USDA prices - Fresh chicken grade A ,Chicago  
 BR = average of prices in main producing states - (Aveworld.com.br)

— EU — US — BR

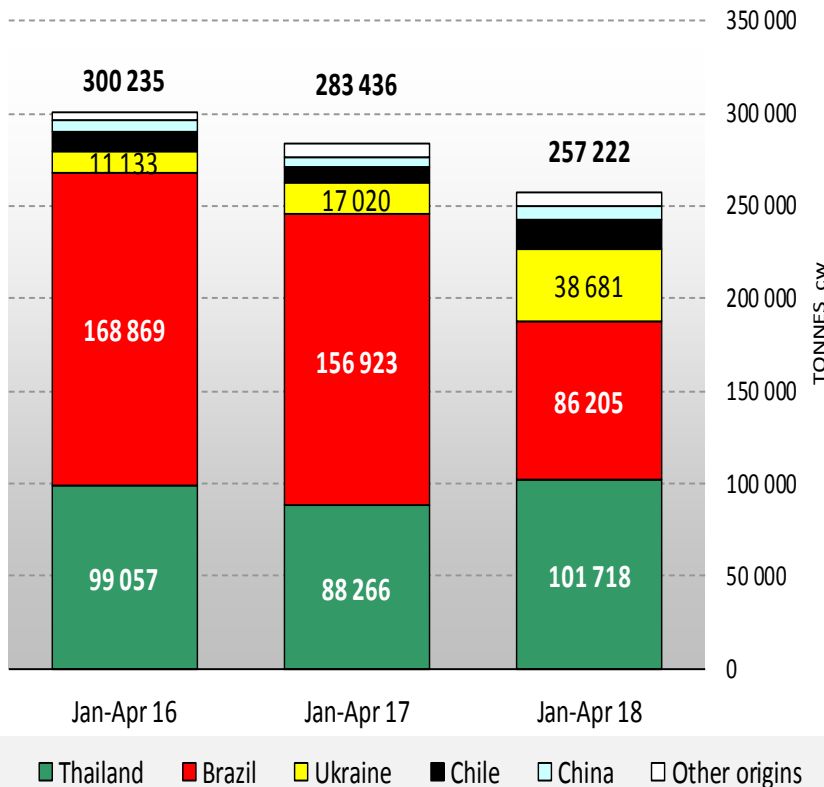


## Imports of Poultry meat from selected origins

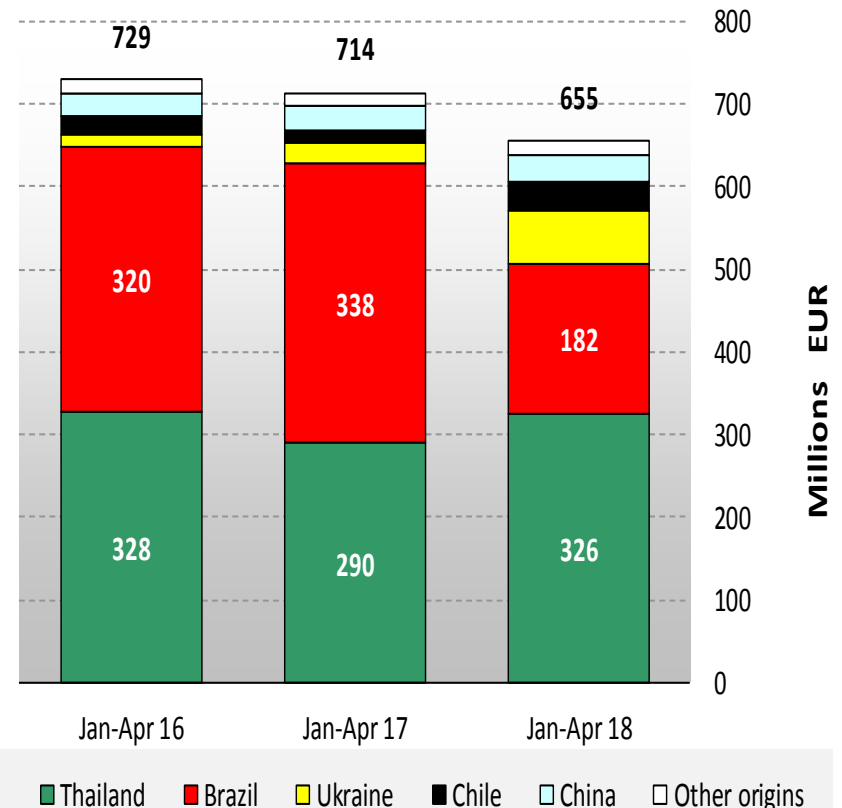
	2014		2015		2016		2017		Jan-Apr 18	Compared	
	tonnes	%	tonnes	%	tonnes	%	tonnes	%	tonnes	%	to Jan-Apr 17
Thailand	251 185	29.7%	274 524	31.4%	290 309	32.2%	265 738	32.9%	101 718	39.5%	+ 15%
Brazil	507 355	60.0%	501 327	57.3%	504 796	56.0%	401 465	49.7%	86 205	33.5%	- 45%
Ukraine	19 958	2.4%	42 513	4.9%	48 083	5.3%	80 083	9.9%	38 681	15.0%	+ 127%
Chile	25 815	3.1%	22 232	2.5%	28 808	3.2%	24 973	3.1%	15 798	6.1%	+ 85%
China	19 761	2.3%	18 403	2.1%	16 946	1.9%	19 203	2.4%	7 742	3.0%	+ 28%
Argentina	10 996	1.3%	8 529	1.0%	6 463	0.7%	6 300	0.8%	3 456	1.3%	+ 47%
Turkey	16	0.0%			441	0.0%	173	0.0%	1 481	0.6%	+++
Switzerland	4 307	0.5%	2 424	0.3%	2 548	0.3%	2 752	0.3%	943	0.4%	+ 49%
Others	6 351	0.8%	4 984	0.6%	3 656	0.4%	6 616	0.8%	1 196	0.5%	
Extra-EU	845 743		874 937		902 051		807 303		257 222		
% change			+ 3.5%		+ 3.1%		- 10.5%		- 9.2%		

## EU Poultry meat Imports

EU IMPORTS of Poultry Meat (TONNES cwe)



EU IMPORTS of Poultry Meat (Millions EUR)

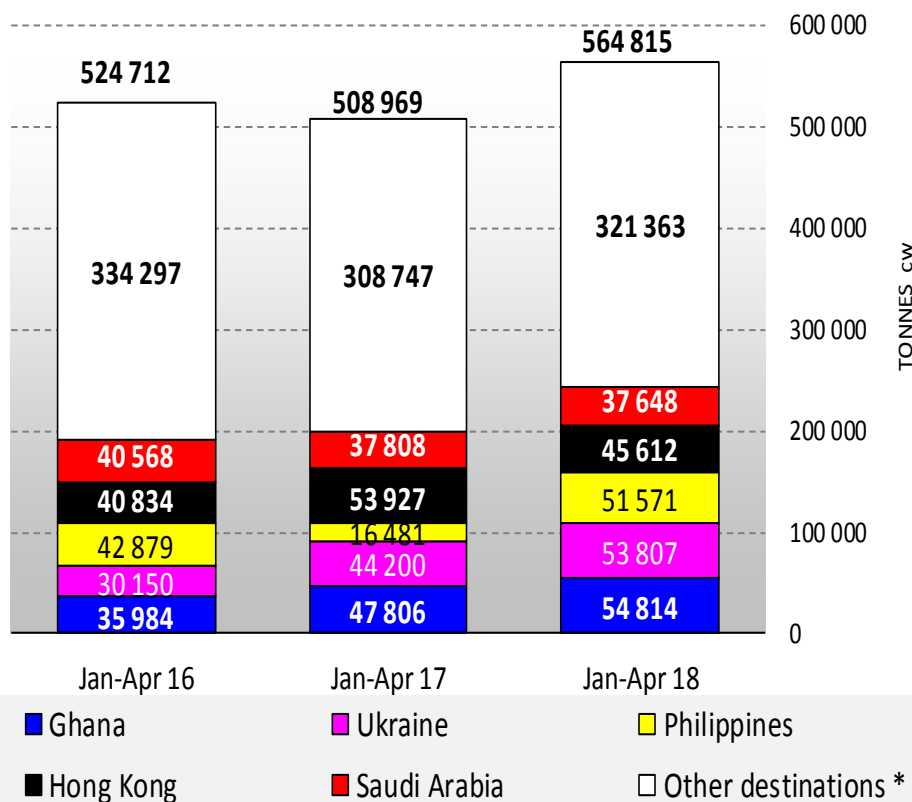


## Exports of Poultry Meat to Selected Destinations

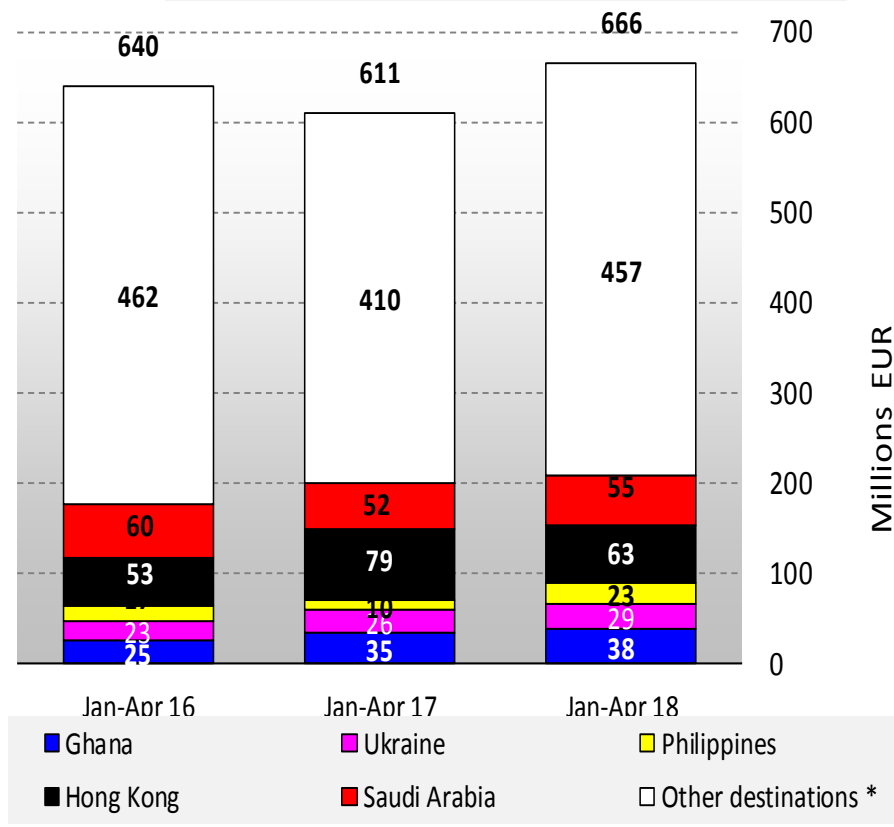
	2014		2015		2016		2017		Jan-Apr 18		Compared to Jan-Apr 17
	tonnes	%	tonnes	%	tonnes	%	tonnes	%	tonnes	%	
Ghana	56 900	3.8%	68 283	4.6%	77 018	4.8%	135 298	8.1%	54 814	9.7%	+ 15%
Ukraine	80 084	5.3%	90 850	6.1%	114 891	7.1%	163 057	9.8%	53 807	9.5%	+ 22%
Philippines	57 641	3.8%	100 719	6.8%	126 733	7.8%	128 245	7.7%	51 571	9.1%	+ 213%
Hong Kong	136 177	9.1%	100 944	6.8%	123 771	7.7%	148 272	8.9%	45 612	8.1%	- 15%
Saudi Arabia	123 574	8.2%	142 496	9.6%	121 645	7.5%	98 797	5.9%	37 648	6.7%	- 0%
Benin	163 844	10.9%	138 414	9.3%	116 858	7.2%	106 557	6.4%	32 397	5.7%	- 12%
Vietnam	19 884	1.3%	27 128	1.8%	36 180	2.2%	53 544	3.2%	25 775	4.6%	+ 35%
South Africa	203 412	13.5%	213 577	14.3%	271 092	16.8%	76 180	4.6%	21 005	3.7%	- 44%
Congo (Dem. Rep.)	33 697	2.2%	35 269	2.4%	44 492	2.8%	61 959	3.7%	16 250	2.9%	- 25%
Gabon	29 409	2.0%	37 330	2.5%	31 925	2.0%	49 009	2.9%	15 870	2.8%	- 12%
Russia	68 363	4.5%	1 223	0.1%	1 109	0.1%	993	0.1%	230	0.0%	- 16%
Other Destinations	530 998	35.3%	533 637	35.8%	551 005	34.1%	641 118	38.6%	209 834	37.2%	
Extra-EU	1 503 984		1 489 871		1 616 720		1 663 029		564 815		
% change			- 0.9%		+ 8.5%		+ 2.9%		+ 11.0%		

## EU Poultry meat Export

EU EXPORTS of Poultry Meat (TONNES cwe)

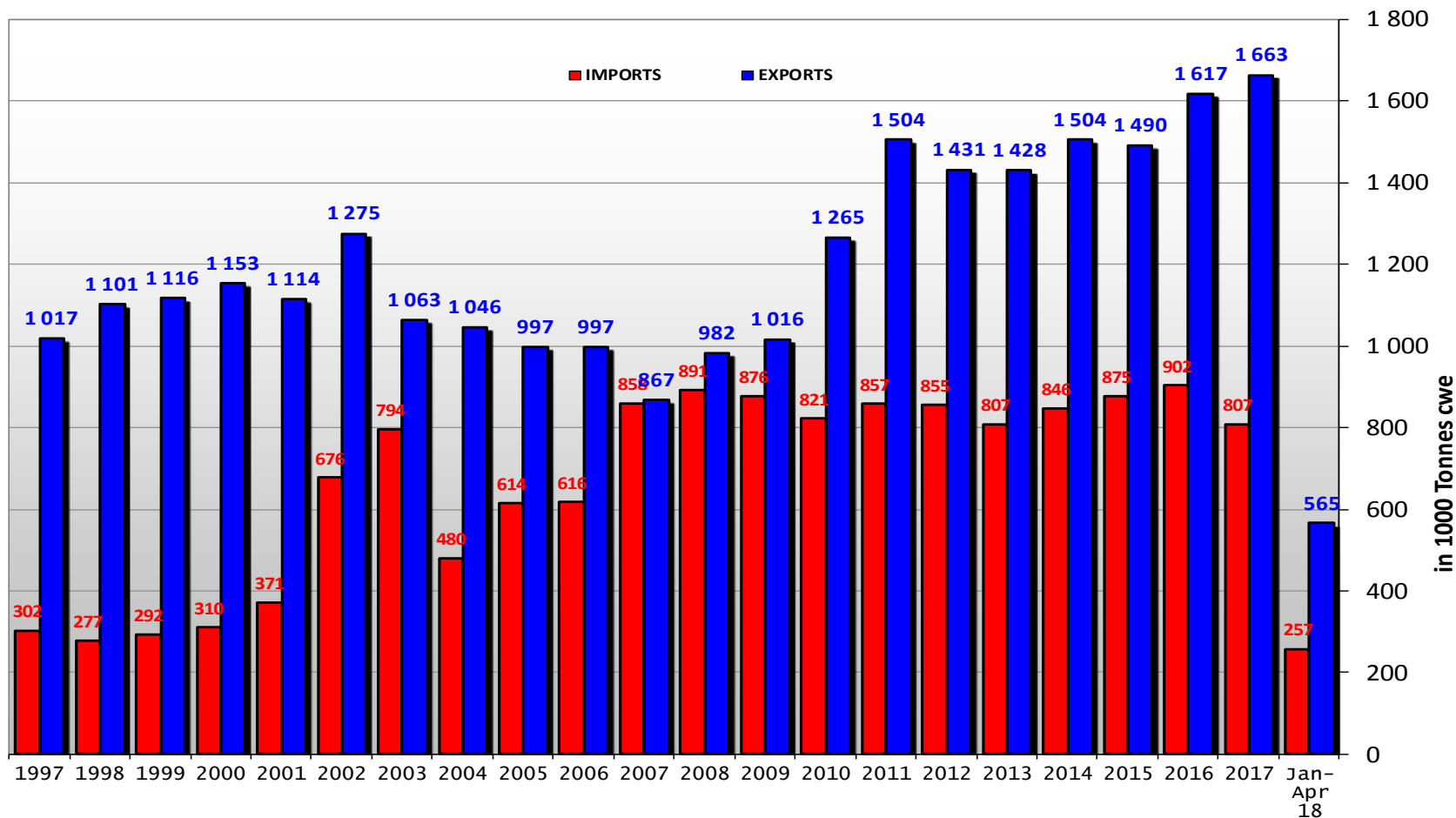


EU EXPORTS of Poultry Meat (Millions EUR)

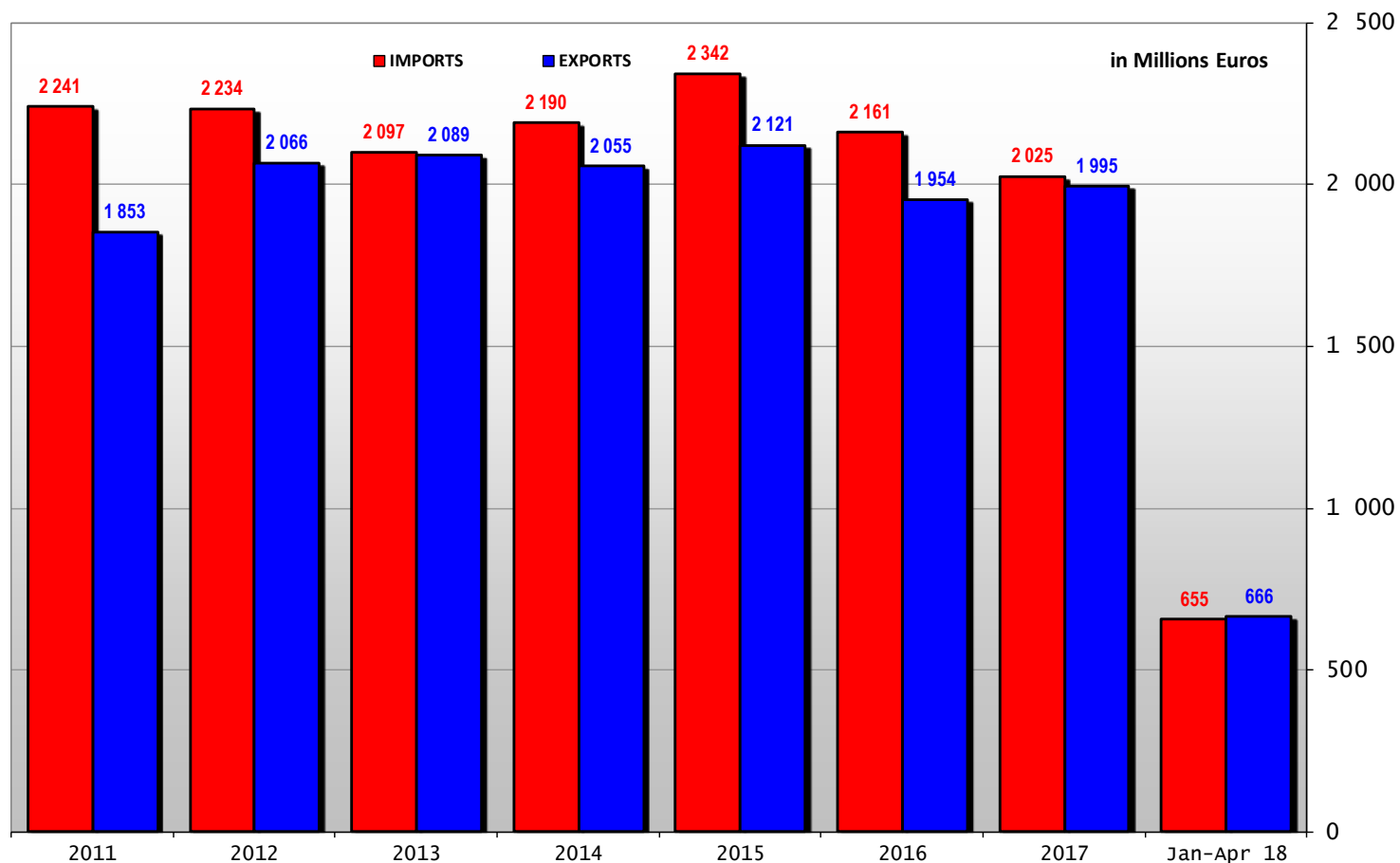


\* countries trading less than 666 (\*Millions EUR)

## EU Poultry meat Trade Balance



## EU Poultry meat trade balance (in 1000 euros)



## Where to find data:

- [http://ec.europa.eu/agriculture/markets/index\\_en.htm](http://ec.europa.eu/agriculture/markets/index_en.htm)
- Click on link: Poultry
- Click on link: Presentations and prices  
(righthand side under: in this chapter)
- Choose the item (link) you want
- Poultry dashboard
- [http://ec.europa.eu/agriculture/dashboards/poultry-meat-dashboard\\_en.pdf](http://ec.europa.eu/agriculture/dashboards/poultry-meat-dashboard_en.pdf)